

TRANSITION ACTIVITY - INTRODUCING ME BAG.



Child's Name:












INTRODUCING ME BAG

Instructions

Please find a paper bag enclosed to create an 'Introducing Me' bag.

1. Collect some objects that you would like to share with your new friends when you start school.
2. Talk to your family about the things you would like to put in your bag.
3. Please include some photos of your family so we know who you are talking about.

Ideas of objects to include:

| | | |
|---|---|--|
| Photos  | Ticket stubs  | Badges  |
| Drawings  | Leaflets  | Medals  |
| Postcards  | Things you have made  | Cards  |
| Small toys  | Souvenirs  | Things you have collected  |

Your child will have lots of ideas of what they would like to collect. Please ensure the objects are not of great monetary or personal value, just in case they are accidentally lost or damaged. We would like to display some of the photos. We ask that your child brings back their bags as soon as possible. We will be encouraging the children to share their bags with their teacher and new friends. Children will have the opportunity to explore their bags during the settling in.

If you are unable to print your photos, please email them to the school.

TRANSITION ACTIVITY - TREASURE HUNT.



Child's Name:





TREASURE HUNT

Instructions

Find time to go on a treasure hunt.

1. Find all of the objects on the list.
2. Put them into a bag or container.
3. Talk about the different objects with your family.

The treasure we would like you to collect:

| | | | |
|--|---|--|---|
| Photo of who you live with (pets included) |  | A souvenir from somewhere you have visited |  |
| A map of how to get to school (maybe you could draw one) |  | Something you have made |  |
| Five different types of leaf |  | A small toy |  |

We ask that you bring your treasure in as soon as possible. We will be encouraging the children to share their treasure with their teacher and new friends. Children will have the opportunity to explore their treasure during the settling in time.

If you are unable to print your photos, please email them to the school.

TRANSITION ACTIVITY

- FAMILY MOBILES



Child's Name:

FAMILY MOBILES

Instructions

Please find enclosed a zip bag with some of the things you will need to make a family mobile. This includes a length of wire for threading. We have added a bead at the bottom to start you off and you have chosen some other pieces from our loose parts and creative workshop area.

1. Collect more objects to add to the wire including family photos.
2. Attach the objects by threading or wrapping them on.
3. Talk to your family about the objects and why they are on your wire.

Please be careful of small parts and if your child still puts things in their mouths, please do not leave them unattended with the items.

Ideas to add on (threaded or wrapped):

| | | | | | |
|--------------------------|--|--------------|--|-------------|--|
| Leaves | | Bottle tops | | Beads | |
| Buttons | | Pasta | | Hoop Cereal | |
| Ribbons | | Old CD/DVD's | | Sequins | |
| Tin/Paper/ Cake Cases | | Foil | | Pine Cones | |
| Toys | | Paper Straws | | Shells | |

We ask that you bring back your mobiles in as soon as possible and they will be combined to make our very own chandelier and displayed for your child to see at all times when they are with us. We will be encouraging the children to share their experience of making the mobile with their teacher. We think this is a lovely way for you as a family to be part of our setting. Each one will be unique to your child.

If you are unable to print your photos, please email them to the school.

TRANSITION ACTIVITY

- SEND A POSTCARD.



Child's Name:

SEND A POSTCARD

Instructions

Please find enclosed some blank postcards and some other things you might like to use to decorate them with. You will notice that one of the postcards has an address and stamp on it already. This is addressed to your child's teacher. It would be wonderful if you could help your child to write to us during the holiday about something they have enjoyed doing.

Maybe you would like to send the other postcards to friends or other members of your family. Please let us know who you have sent them to.

Ideas for what you might like to use:

| | | | |
|---------|---|----------|--|
| Pens |  | Pencils |  |
| Paint |  | Crayons |  |
| Glitter |  | Stickers |  |
| Sequins |  | Photos |  |

The postcards will be displayed in the classroom and will provide your child with a talking point to help them settle into school. We recommend that it is posted at least one week before the first day of school to ensure we receive it in time.